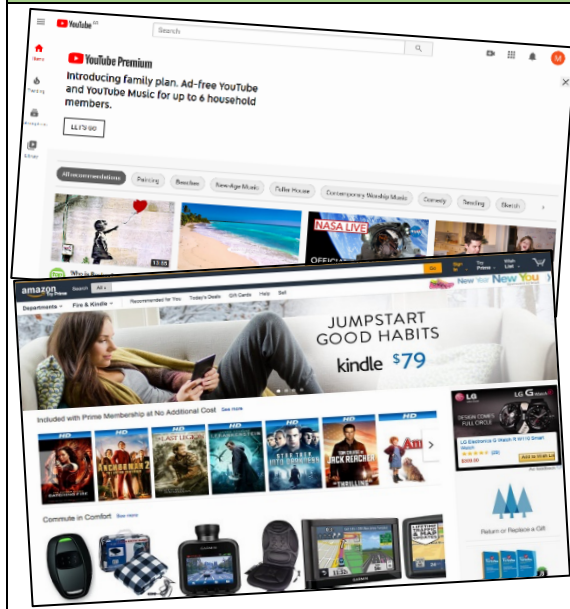




### Overview

#### Web Page Creation


- A webpage is a hypertext document that is a part of the World Wide Web.
- Websites are a collection of webpages about the same topic. They can be found using browsers.
- Examples of websites are Amazon and YouTube. Webpages are the different pages on the websites.
- Websites are created for a chosen purpose, and with a particular audience in mind.
- They include navigation paths, and must adhere to copyright and fair use of media rules.



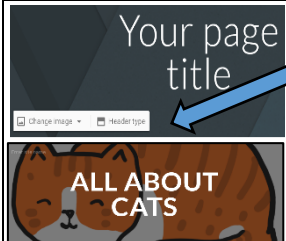
### Creating a Webpage

Google Sites has been used in these examples, but lots of other web page creation software and apps are available, with similar tools and functions.

**Setting Up:** Click + to start a new website. Click on the top left to add a website name and the top centre to add a page title.



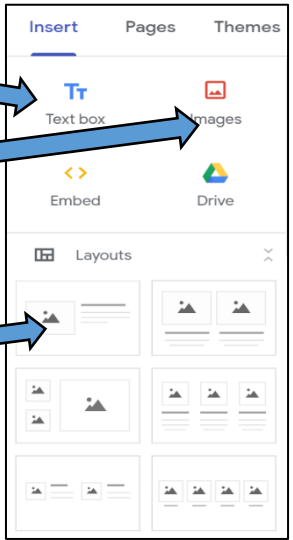
**Header:** You can add images used in the header, and the type of header, by clicking on these options.



**Text Box:** Lets you add different sections of text.

**Images:** Add in pictures from your computer or from the internet.

The **layouts** feature lets you set out your page in different ways. There are six for you to choose from.



### Features of Good Websites

Websites can be found using browsers. Browsers allow us to find our way around the worldwide web, and show us what websites look like.

-The website name is usually visible in large font, particularly on the home page.

-There is often a slogan/ logo and short description of what the website is about.

-The search allows you to find different things on the website.

-The menus at the top of the page allow you to look at different parts of the website.

-Pictures are used to highlight what the text is about. Colours are used carefully.

-There are links to other areas of the website/ World Wide Web (in blue).



-Webpages are made up of a code called Hypertext Markup Language (HTML). You can find this by right-clicking on a page and selecting 'Inspect.'


Most websites contain a home page, which introduces the website. The other pages (sub-pages) on the website go into more detail about individual topics.

### Making Effective Web Pages

**Purpose:** The purpose is the reason for your web page – what is it for? You should make sure that your web page meets its purpose.

**Audience:** The audience are the people who your web page is aimed at. You should make decisions with your target audience in mind.


**Copyright:** You should only use images that are copyright-free. Many images are owned by people/ companies and cannot just be reused.





**Navigation Pathways**

Navigation Pathways are also known as breadcrumb trails.

- Hyperlinks allow different pages to be linked together.
- These links help the audience to navigate the website easily.
- The user can also keep track of where they have been on the website.



### Important Vocabulary

Web Page Website Browser Media Hypertext Markup Language (HTML) Logo Layout Header Purpose Copyright Home Page Preview Navigation