

# Year 5/6 - Animals including Humans

---

1.



What are the six stages of the human life cycle in the correct order?

- ☐ (A) Child, adolescent, adult, elderly adult, foetus, baby
- ☐ (B) Adolescent, adult, elderly adult, foetus, baby, child
- ☐ (C) Baby, child, adolescent, adult, elderly adult, foetus
- ☐ (D) Foetus, baby, child, adolescent, adult, elderly adult

2. Where does a foetus grow and develop?

- ☐ (A) In the lungs
- ☐ (B) In the heart
- ☐ (C) In the stomach
- ☐ (D) In the womb



3. True or False: Humans can reproduce at any stage of their life cycle.

- ☐ (T) True
- ☐ (F) False

4. Which of these is NOT a typical milestone for babies in their first year?

- (A) First tooth appearing
- (B) Crawling
- (C) Talking in full sentences
- (D) Walking




5. True or False: All babies hit developmental milestones at exactly the same age.


- (T) True
- (F) False

6. How do babies primarily communicate their needs?

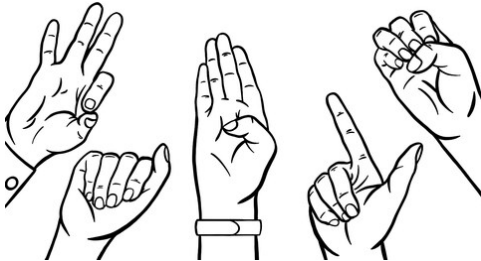
- (A) By talking



- (B) By writing



- (C) By sign language



- (D) By crying




7. What is puberty?

- (A) A disease that affects teenagers
- (B) The process of changing from a child to an adult
- (C) A type of hormone
- (D) The stage after adulthood

**8.** On average, who starts puberty earlier?

- ☐ (A) Girls
- ☐ (B) It's completely random
- ☐ (C) Boys
- ☐ (D) Both start at the same time



**9.** True or False: Hormones are chemicals released by the body that cause physical and emotional changes during puberty.

- ☐ (T) True
- ☐ (F) False

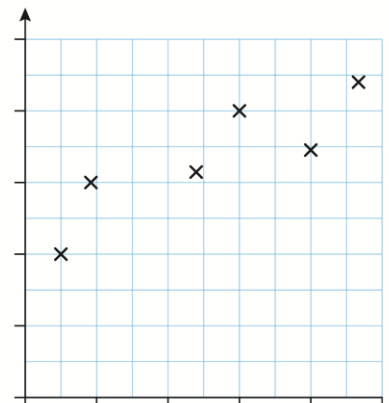
**10.** At what age is a person typically considered an adult?

- ☐ (A) 13
- ☐ (B) 16
- ☐ (C) 21
- ☐ (D) 18



**11.** Which of these is NOT a typical change associated with elderly adults?

- ☐ (A) Reduction in height
- ☐ (B) Rapid growth in height
- ☐ (C) Loss of skin elasticity
- ☐ (D) Weakening of bones

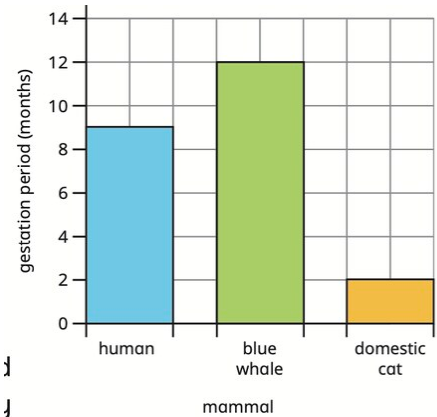


**12.** True or False: All humans have the same life expectancy.

- ☐ T True
- ☐ F False

**13.** What is gestation?

- ☐ A The lifespan of a mammal
- ☐ B The period of time that a foetus develops in its mother's womb
- ☐ C The time between birth and adulthood
- ☐ D The process of giving birth



**14.**



Which of these mammals typically has the longest gestation period?

- ☐ A Human
- ☐ B African elephant
- ☐ C Domestic cat
- ☐ D Blue whale

**15.** True or False: Generally, the larger the mammal, the longer the gestation period.

- ☐ T True
- ☐ F False

**16.** What is the relationship usually observed between an animal's gestation period and its lifespan?

- ☐ A There is no relationship between gestation and lifespan
- ☐ B The longer the gestation, the shorter the lifespan
- ☐ C Gestation period is always half of the lifespan
- ☐ D The longer the gestation, the longer the lifespan

**17.** Which animal is considered an anomaly in terms of its gestation period compared to its lifespan?

**(A)** Human



**(B)** Domestic cat



**(C)** Blue whale



**(D)** Elephant



**18.** True or False: An anomaly is something that fits the expected pattern.

**(T)** True

**(F)** False